

**PROVINCE, BOARD AND SCHOOL RESULTS**  
**CONFIDENTIAL AND EMBARGOED UNTIL 12:00 p.m. DECEMBER 6, 2001**

The information included in this document has been compiled from the most current data available at the time of printing. There may, in some cases, be discrepancies between this document and the figures quoted for your board in the *Ontario Provincial Report on Achievement* (November 2001). These minor discrepancies are attributed to the addition of new student records as data was assembled.

Receiving Special Education Support includes those students whose Student Information Form (SIF) indicated that they were formally identified by an IPRC as well as those students who were not formally identified but who received special education support. Unless otherwise stated, excluded from this group are students in gifted and enrichment programs.

In English as a Second Language Program are those students whose SIF indicated they were in an English as a Second Language Program.

Achievement results are presented in two ways:

**Method 1**- all data are reported. Method 1 expresses the number of students achieving at each level, as a percentage of all the students in the grade, including students who were exempted and those who took part in the assessment but did not produce enough work to be scored. Method 1 is EQAO's primary method of reporting because publicly funded schools are accountable for the achievement and progress of all students. Schools and school boards are required to use this method to ensure consistency of reporting across the province.

**Method 2**- an alternative way of presenting the data. Method 2 expresses the distribution of student results as a percentage of those students who actually took part in the assessment and produced work that could be scored. Students who were exempt, or for whom we have no performance data, are excluded. Method 2 highlights the results achieved by students who have scorable work.

Note:

1. Gender differences may not be precise since gender was not specified for some students on their SIF.
2. Due to rounding, percentages for the achievement data may not always add up to 100.

There have been changes since November 29, 2001

No changes made since December 14, 2001

	Academic	Applied	Locally Developed Courses
<b>Schools</b>	1	1	
<b>Students</b>	179	46	8

(students in Locally Developed Courses did not participate in the Assessment)

### English as a Second Language

- 3% in an ESL Program
- 97% not in an ESL Program
- 0% not specified (includes students with no Student Information Form)

### Semester / Full Year

- 0% participated in the first semester
- 0% participated in the second semester
- 100% in a full-year program (wrote in June)
- 0% wrote in June, semester / full-year status unknown

### Accommodations / Special Provisions

- 0% exempt
- 13% wrote with accommodations
- 3% wrote with special provisions
- 0% wrote with both accommodations and special provisions
- 84% wrote with no accommodations or special provisions
- 0% unknown (includes students with no Student Information Form)

### Special Education

- 16% in Special Education
- 84% not in Special Education
- 0% unknown (includes students with no Student Information Form)

A dash is used where the number of students in a group is fewer than five and results are not reported.

Method 1 includes students who were exempted and students for whom no data were collected.

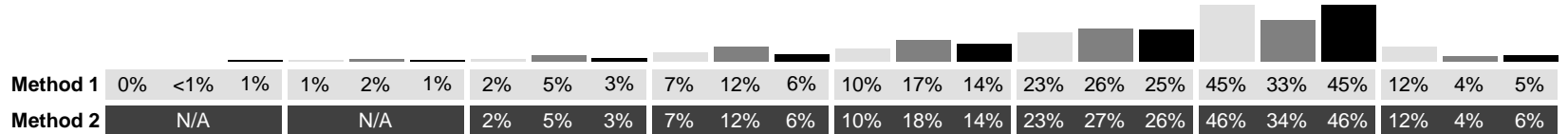
Method 2 excludes students who were exempted and students who did not complete any work during the assessment, i.e., No Data.

# Achievement for Academic Students



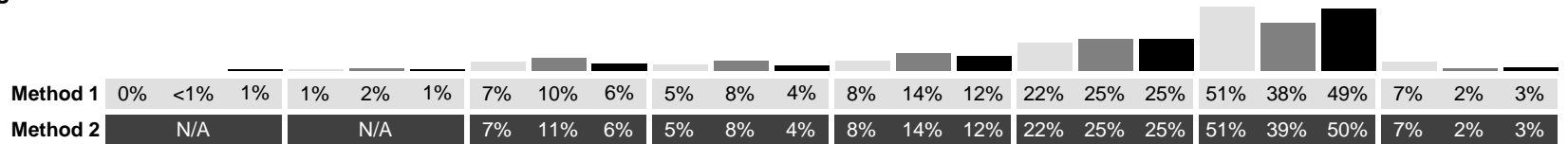
## Overall Achievement Level

All Academic Students



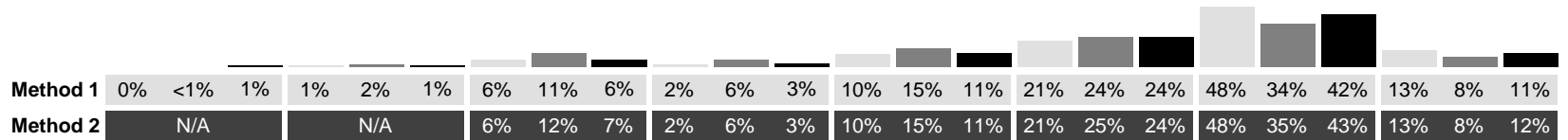
## Number Sense and Algebra

All Academic Students



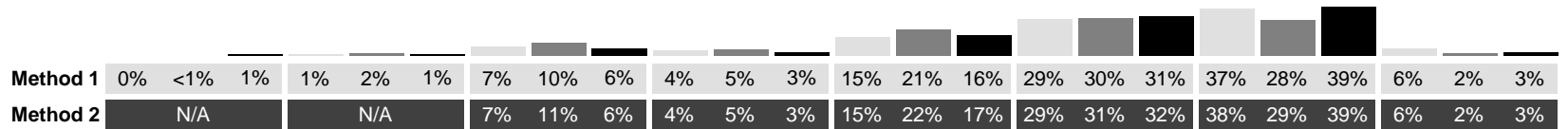
## Relationships

All Academic Students



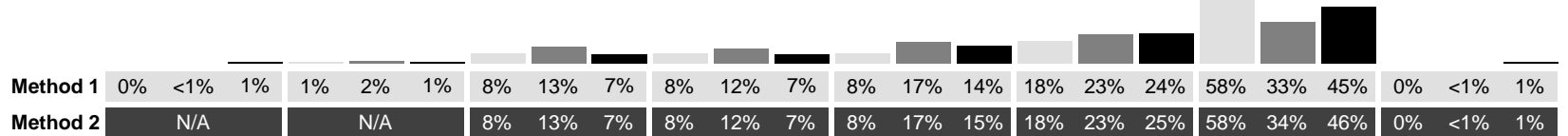
## Analytic Geometry

All Academic Students



## Measurement and Geometry

All Academic Students



A dash is used where the number of students in a group is fewer than five and results are not reported.

Method 1 includes students who were exempted and students for whom no data were collected.

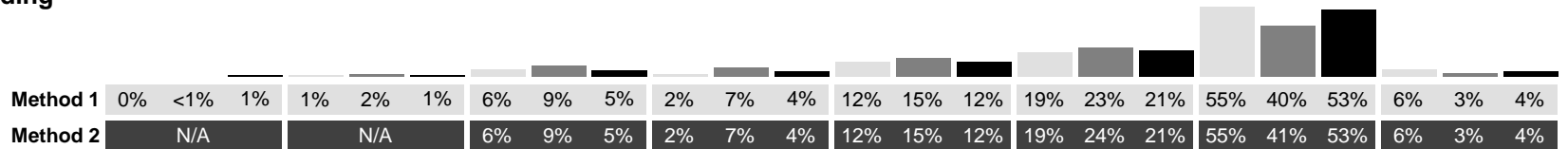
Method 2 excludes students who were exempted and students who did not complete any work during the assessment, i.e., No Data.

# Achievement for Academic Students



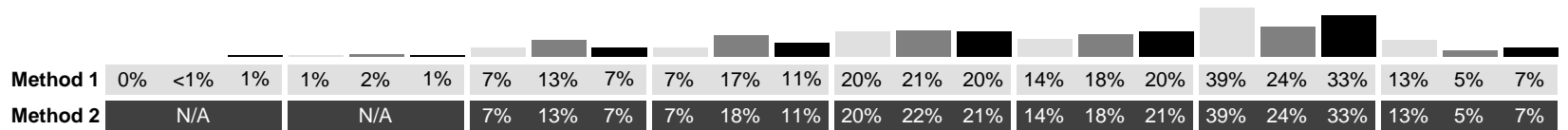
## Knowledge/Understanding

All Academic Students



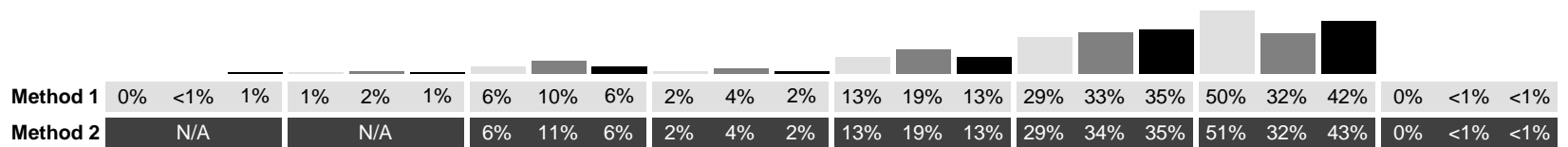
## Problem Solving

All Academic Students



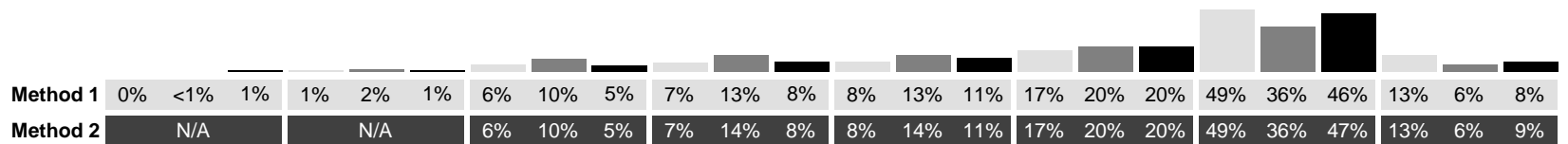
## Communication

All Academic Students



## Application

All Academic Students



A dash is used where the number of students in a group is fewer than five and results are not reported.

Method 1 includes students who were exempted and students for whom no data were collected.

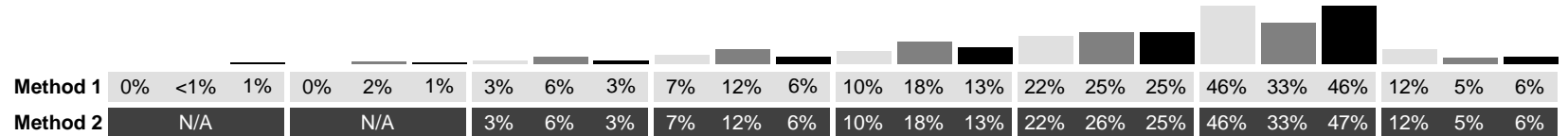
Method 2 excludes students who were exempted and students who did not complete any work during the assessment, i.e., No Data.

# Achievement for Academic Students



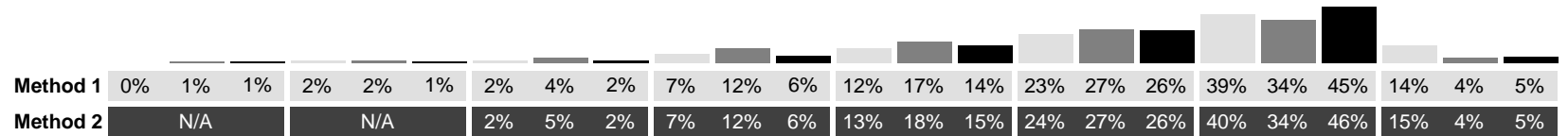
## Overall Achievement Level

All Academic Males



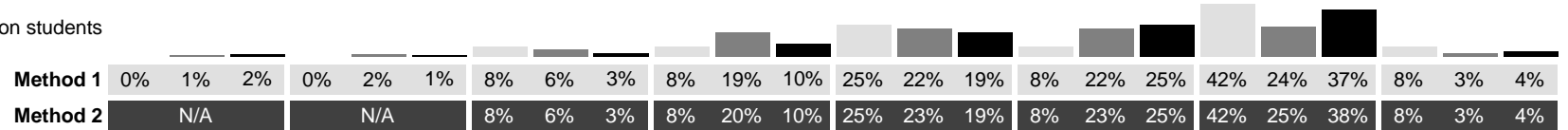
## Overall Achievement Level

All Academic Females



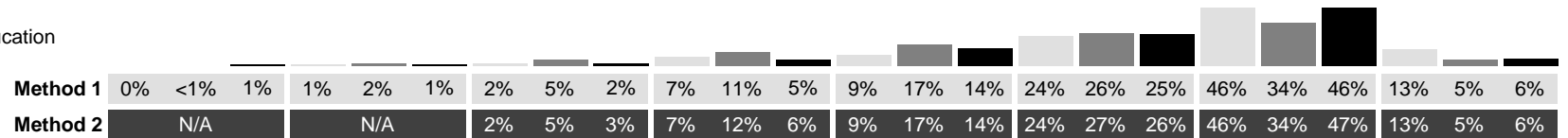
## Overall Achievement Level

All Academic Special Education students



## Overall Achievement Level

All Academic non-special education students



A dash is used where the number of students in a group is fewer than five and results are not reported.

Method 1 includes students who were exempted and students for whom no data were collected.

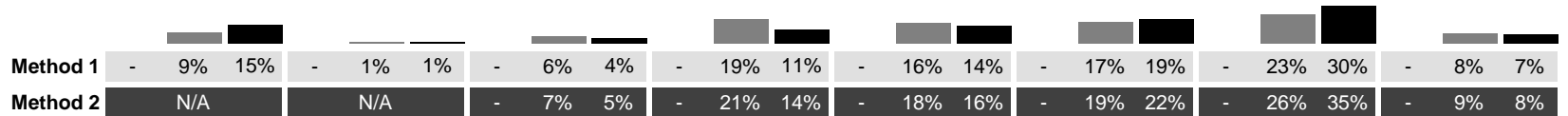
Method 2 excludes students who were exempted and students who did not complete any work during the assessment, i.e., No Data.

# Achievement for Academic Students



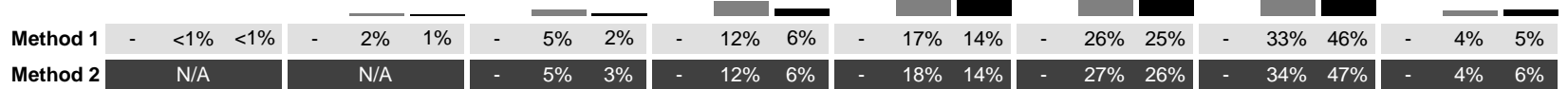
## Overall Achievement Level

All Academic ESL students



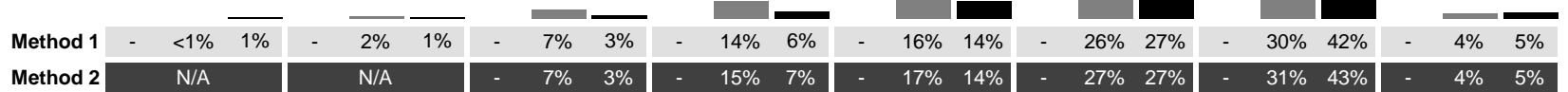
## Overall Achievement Level

All Academic non-ESL students



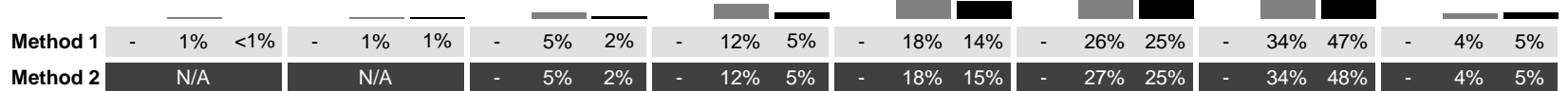
## Overall Achievement Level

All Academic Semester 1 students



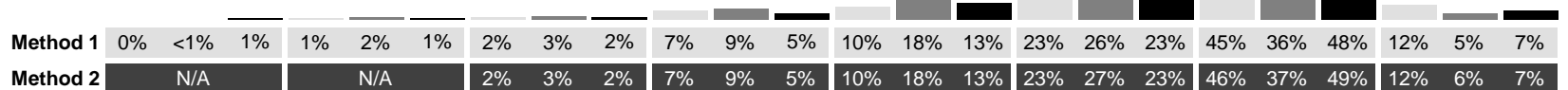
## Overall Achievement Level

All Academic Semester 2 students



## Overall Achievement Level

All Academic full-year students



A dash is used where the number of students in a group is fewer than five and results are not reported.

Method 1 includes students who were exempted and students for whom no data were collected.

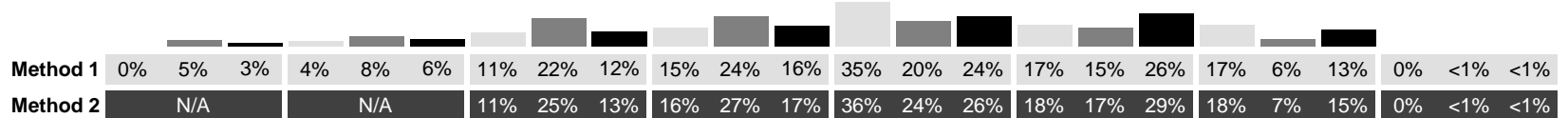
Method 2 excludes students who were exempted and students who did not complete any work during the assessment, i.e., No Data.

# Achievement for Applied Students



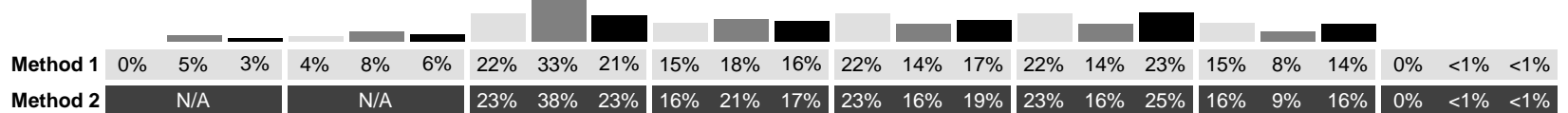
## Overall Achievement Level

All Applied Students



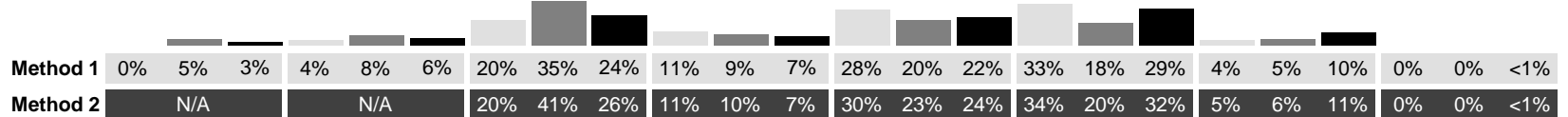
## Number Sense and Algebra

All Applied Students



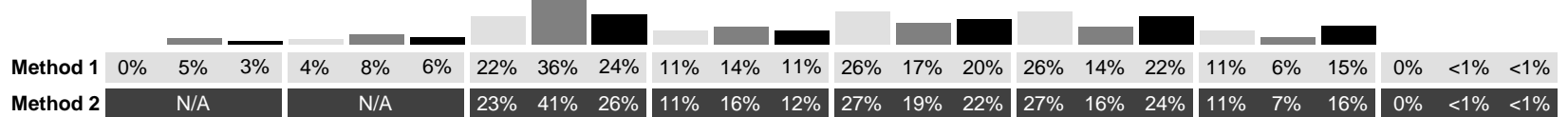
## Relationships

All Applied Students



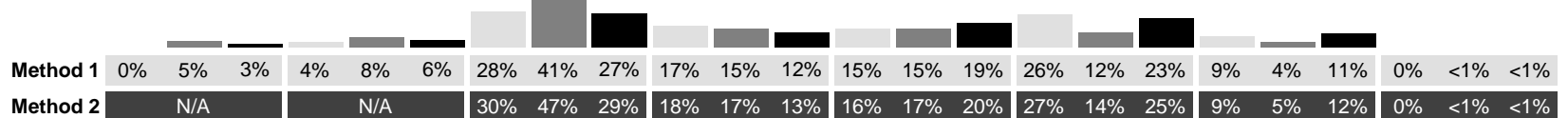
## Analytic Geometry

All Applied Students



## Measurement and Geometry

All Applied Students



A dash is used where the number of students in a group is fewer than five and results are not reported.

Method 1 includes students who were exempted and students for whom no data were collected.

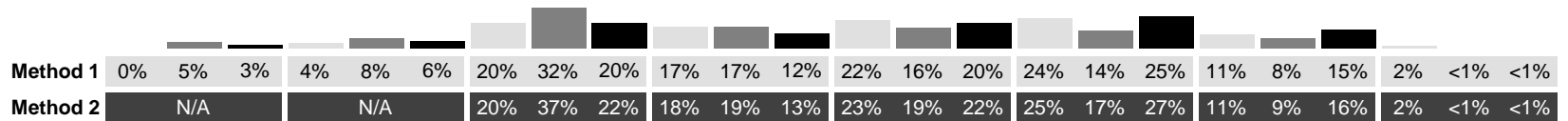
Method 2 excludes students who were exempted and students who did not complete any work during the assessment, i.e., No Data.

# Achievement for Applied Students



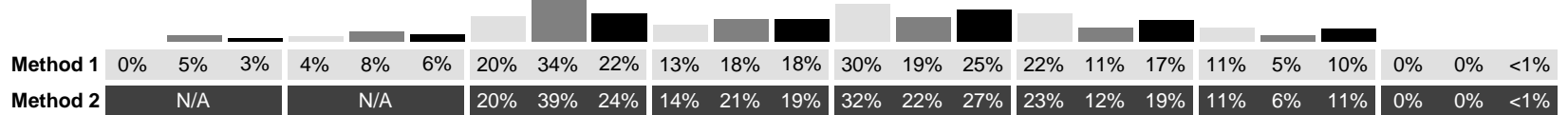
## Knowledge/Understanding

All Applied Students



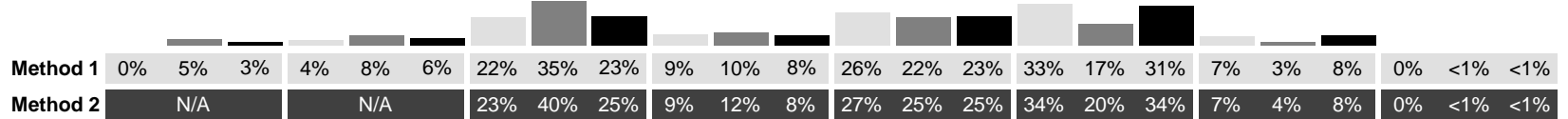
## Problem Solving

All Applied Students



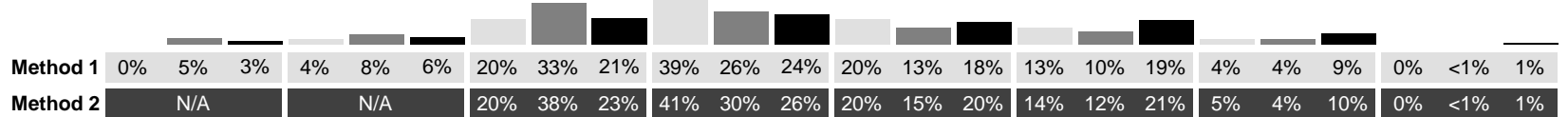
## Communication

All Applied Students



## Application

All Applied Students



A dash is used where the number of students in a group is fewer than five and results are not reported.

Method 1 includes students who were exempted and students for whom no data were collected.

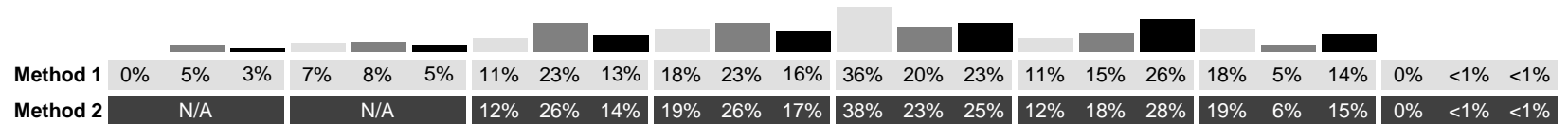
Method 2 excludes students who were exempted and students who did not complete any work during the assessment, i.e., No Data.

# Achievement for Applied Students



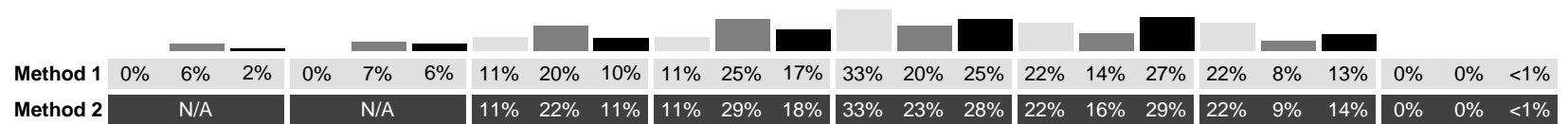
## Overall Achievement Level

All Applied Males



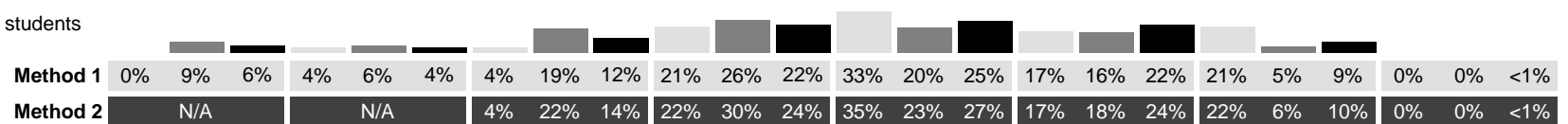
## Overall Achievement Level

All Applied Females



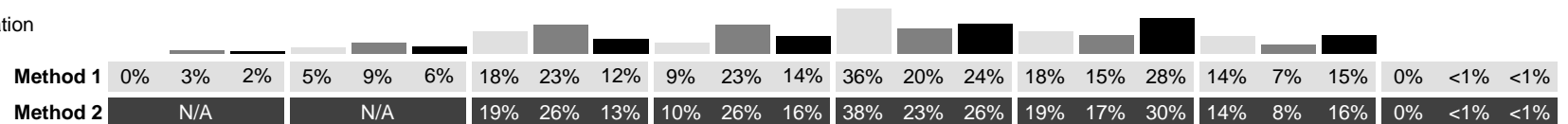
## Overall Achievement Level

All Applied Special Education students



## Overall Achievement Level

All Applied non-special education students



A dash is used where the number of students in a group is fewer than five and results are not reported.

Method 1 includes students who were exempted and students for whom no data were collected.

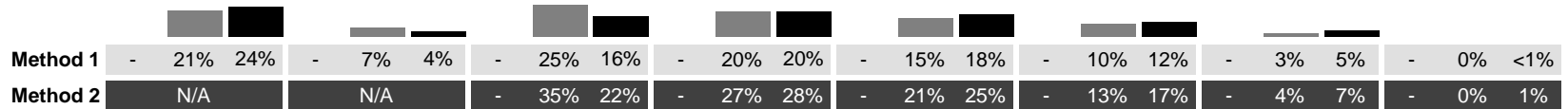
Method 2 excludes students who were exempted and students who did not complete any work during the assessment, i.e., No Data.

# Achievement for Applied Students



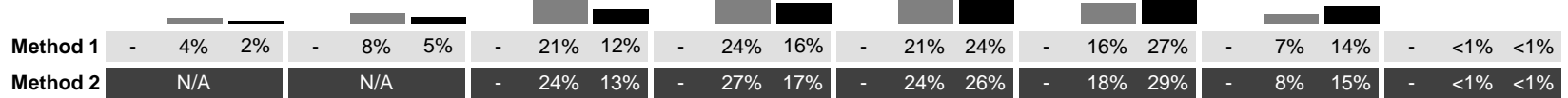
## Overall Achievement Level

All Applied ESL students



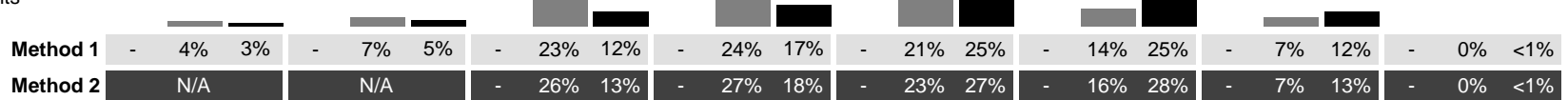
## Overall Achievement Level

All Applied non-ESL students



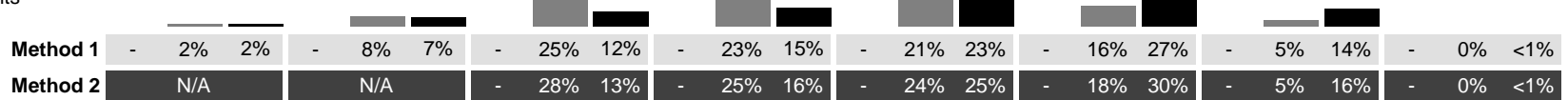
## Overall Achievement Level

All Applied Semester 1 students



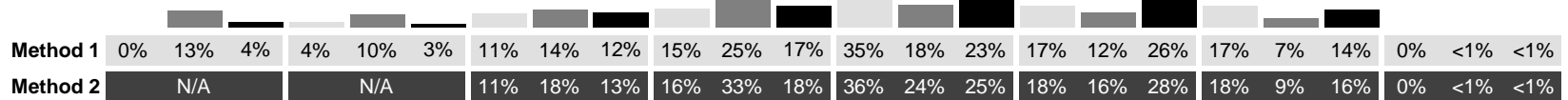
## Overall Achievement Level

All Applied Semester 2 students



## Overall Achievement Level

All Applied full-year students



A dash is used where the number of students in a group is fewer than five and results are not reported.

Method 1 includes students who were exempted and students for whom no data were collected.

Method 2 excludes students who were exempted and students who did not complete any work during the assessment, i.e., No Data.