

SchoolCashOnline

For safety and efficiency reasons, the Toronto Catholic District School Board would like to reduce the amount of cash & checks coming into our school. Please join the thousands of parents who have already registered and are enjoying the convenience of paying ONLINE! It takes less than 5 minutes to register. Please follow these step-by-step instructions, so you will begin to receive email notifications regarding upcoming events involving your child(ren).

NOTE: If you require assistance, select the *SUPPORT* option in the top right hand corner of the screen.

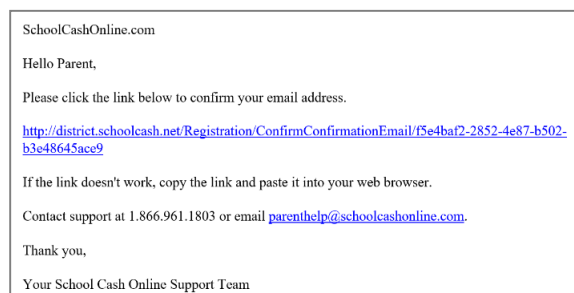
Step 1: Register

- If you have not registered, please go to the *School Cash Online* home page <https://tcdsb.schoolcashonline.com> and select the "Get Started Today" option.
- Complete each of the three Registration Steps
*For Security Reasons your password, requires *8 characters*, *one uppercase* letter, *one lowercase* letter and a *number*.



Step 2: Confirmation Email

A registration confirmation email will be forwarded to you. Click on the link provided inside the email to confirm your email and *School Cash Online* account. The confirmation link will open the *School Cash Online* site prompting you to sign into your account. Use your email address and password just created with your account.




Step 3: Find Student


This step will connect your children to your account.

- Enter the School Board Name.
- Enter the School Name.
- Enter Your Child's Student Number, Last Name and Birth Date.
- Select *Continue*.
- On the next page confirm that you are related to the child, check in the Agree box and select *Continue*.
- Your child has been added to your account.

Find Student

School Information

School Board Name: School Board 1575
Looking for a student in a different school board? 

School Name: 

Student Information

Do you have the student number?

Student Number:

First Name:

Last Name:

Birth Date:
Date format: mm/dd/yyyy

(No students? [Click here](#))

Step 4: View Items or Add Another Student

If you have more children, select "Add Another Student" and repeat the steps above. 8 children can be added to one parent account. If you do not wish to add additional children, select "View Items For Students" option. A listing of available items for purchase will be displayed.