

# How to Choose Courses for Grade 12

\*These are working copies only—keep for your reference

→ **Circle** the courses you want to take before going to *myBlueprint*.

**ALL grade 12 students must choose 8 courses plus 2 alternates:** Once your timetable is established then you can decide where to place your **spare**.

1. **CHOOSES FROM THESE COMPULSARY COURSES: (Choose one of each course- make sure you have the necessary prerequisite for the course you choose.)**

**ENGLISH**    ENG 4U1 (University) or ENG 4UE (Enriched) or ENG 4C1 (College)  
or ENG 4E1 (Workplace) or ESL (*for new immigrant to the country*)

**RELIGION**    HRE 4M1 (Mixed Level – Going to university) or HRE 4O1 (Open)

2. **NEXT, STUDENTS CHOOSE COURSES ACCORDING TO THEIR INTERESTS, STRENGTHS & SKILL AND REQUIREMENTS FOR UNIVERSITY/COLLEGE**

1. **LASTLY, CHOOSE ELECTIVES from the list below:** You must add **Two ALTERNATE** courses in the slots provided in case we cannot schedule your first choices.
2. **NOTE ARTS REQUIREMENT:** If you did not complete an Arts course in Grade 9 or 10, you must take one in Grade 11 or 12 to fulfill Graduation requirements
3. **NOTE PHYSICAL EDUCATION REQUIREMENT:** If you did not take a Physical Education course in Grade 9 or 10, you must take one in Grade 11 or 12 to fulfill Graduation expectation.

**If you are going to college, you can pick grade 11 or 12 courses. If you are going to university or for a degree at a college, you must pick grade 12 courses U or M.**

	<b>Grade 11</b>	<b>Grade 12</b>
<b>VISUAL ART</b>	AVI 3M1	AVI 4M1
<b>DRAMA</b>	ADA 3M1	ADA 4M1
<b>INSTRUMENTAL MUSIC – BAND</b>	AMI 3M1	AMI 4M1
<b>INSTRUMENTAL MUSIC – STRINGS</b>	AMS 3M1	AMS 4M1
<b>MEDIA ARTS</b>	ASM 3M1	
<b>VOCAL MUSIC</b>	AMV 3M1	AMV4M1

	<b>GRADE 11</b>	<b>GRADE 12</b>
<b>BUSINESS- ACCOUNTING</b>	BAF 3M1	BAT4M1
<b>BUSINESS – ECONOMICS</b>		CIA 4U1
<b>BUSINESS – LEADERSHIP</b>		BOH 4M1
<b>BUSINESS- ENTREPRENEURSHIP</b>	BD1 3C1	BDV 4C1
<b>BUSINESS- MARKETING</b>	BMI 3C1	
<b>BUSINESS- MARKTING (non college)</b>	BMX 3E1	
<b>BUSINESS – INTERNATIONAL</b>		BBB 4M1
<b>SPORTS AND MARKETING ENTERTAINMENT</b>		IDC 4U1
<b>COMPUTER STUDIES</b>	ICS 3C1	ICS 4C1
<b>COMPUTER STUDIES</b>	ICS 3U1	ICS 4U1
<b>HISTORY- WORLD</b>		CHY 4U1 OR CHY 4C1
<b>HISTORY- WORLD</b>	CHW 3M1	
<b>CLASSICAL CIVILIZATION</b>		LVV4U1
<b>ENGLISH – MEDIA STUDIES</b>	EMS 3O1	
<b>ENGLISH – WRITER’S CRAFT</b>		EWC 4U1
<b>ONTARIO LITERACY COURSE (IF FAILED TEST)</b>		OLC 4O1
<b>PARENTING,</b>	HPC 3O1	
<b>ANTHROPOLOGY/PSYCHOLOGY &amp; SOCIOLOGY</b>	HSP 3C1 or HSP 3U1	
<b>LAW</b>	CLU 3M1	CLN 4U1 OR CLN4C1
<b>PHILOSOPHY</b>	HZB 3M1	HZT 4U1
<b>EQUITY &amp; SOCIAL JUSTICE</b>		HSE4M1
<b>FAMILIES IN CANADA</b>		HHS 4U1 OR HHS 4C1
<b>PERSONAL LIFE MANAGEMENT</b>		HIP 4O1
<b>GEOGRAPHY – FORCES &amp; NATURE</b>	CGF 3M1	
<b>GEOGRAPHY – ENVIRONMENTAL RESOURCE MANAGEMENT</b>		CGR 4M1
<b>HEALTH &amp; PHYSICAL EDUCATION</b>	PPL3OV (girls)	PPL4O1 CoEd
<b>HEALTH &amp; PHYSICAL EDUCATION</b>	PPL3OU (boys)	
<b>PHYSICAL EDUCATION STICK SPORTS</b>	PAL 3O1	
<b>PHYSICAL EDUCATIONA – FITNESS</b>		PAF4O2

	<b>GRADE 11</b>	<b>GRADE 12</b>
<b>PHYSICAL EDUCATION – FOOT SPORT</b>		PAL 402
<b>PHYSICAL EDUCATION - KINESIOLOGY</b>		PSK 4M1
<b>PHYSICAL EDUCATION – LEADERSHIP</b>		PLF4M1
<b>PHYSICAL EDUCATION – MINDFULNESS</b>	IDC 301	
<b>FRENCH- CORE</b>	FSF 3U1	FSF 4U1
<b>FRENCH- EXTENDED</b>	FEF 3U1	FEF4U1
<b>ITALIAN</b>	LWI CD1	LWI DU1
<b>SPANISH</b>	LWS CD1	LWS DU1
<b>MATH – ADVANCE FUNCTIONS</b>		MHF 4U1/MHF 4UE
<b>MATH – CALCULUS &amp; VECTORS</b>		MCV4U1/MCV4UP
<b>MATH – FOUNDATION OF COLLEGE MATH</b>	MBF 3C1	MAP 4C1
<b>MATH – COLLEGE TECHNOLOGY</b>		MCT 4C1
<b>MATH – DATA MANAGEMENT</b>		MDM 4U1
<b>MATH – FOR EVERYDAY LIFE</b>	MEL 3E1	MEL 4E1
<b>SCIENCE – BIOLOGY</b>	SBI 3C1	
<b>SCIENCE – BIOLOGY</b>	SBI 3U1	SBI 4U1
<b>SCIENCE – CHEMISTRY</b>		SCH 4C1
<b>SCIENCE – CHEMISTRY</b>	SCH 3U1	SCH 4U1
<b>SCIENCE – PHYSICS</b>		SPH 4C1
<b>SCIENCE – PHYSICS</b>	SPH 3U1	SPH 4U1
<b>SCIENCE- ENVIRONMENTAL (NON COLLEGE)</b>	SVN3EI	SNC 4 E1
<b>SCIENCE - GENERAL</b>		SNC 4M1
<b>CONSTRUCTION WOODWORK</b>	TCJ3C1	TCJ 4C1
<b>VIDEO GRAPHICS/ANIMATION</b>	TGJ3M1	TGJ 4M1
<b>HAIRSTYLING/AESTHETICS</b>	TXJ3E1	TXJ 4E1
<b>COOP</b>	COP4X2	COP4X2 OR COP4X4
<b>LEADERSHIP &amp; PEER SUPPORT</b>	GPP301	
<b>NAVIGATING YOUR FUTURE</b>		GLN401
<b>LEARNING STRATEGIES</b>	GLE301	

**NOTE: IF YOU FAILED A COURSE IN GRADE 9, GRADE 10 OR GRADE 11, YOU MUST GO TO SUMMER SCHOOL. IF YOU DO NOT GO AND THE COURSE IS REQUIRED FOR GRADUATION, THEN YOU WILL LOSE AN ELECTIVE FROM THE ABOVE LIST.**

➔ **myBlueprint will open on Monday, February 22 & close on Friday, March 5.** In the meantime, start adding your courses. Make sure you talk to your parents/teachers and to your guidance counsellor  
**Contact Mr. Perry** at [david.perry@tcdsb.org](mailto:david.perry@tcdsb.org) if you have a question.

# NOW

**LOG INTO myBlueprint using your school login:**

1.

**EXISTING USER**

1. Visit [www.myBlueprint.ca/tcdsb](http://www.myBlueprint.ca/tcdsb)
2. Scroll down to School Account Login
3. Enter your TCDSB account and password, click **Login**

Log In Sign Up

**myBlueprint**

**Welcome**

Sign up to access myBlueprint and start planning your future today.

School

Select School

Create Account

**NEW USER?**

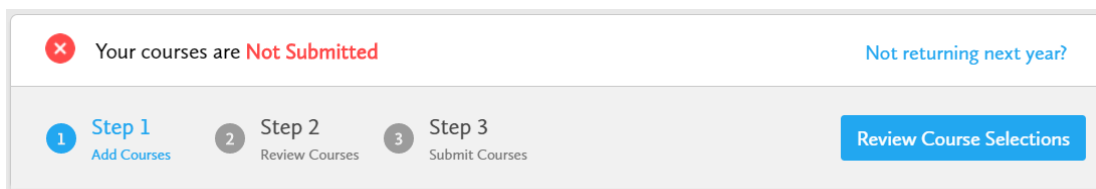
1. Visit [www.myBlueprint.ca/tcdsb](http://www.myBlueprint.ca/tcdsb)
2. Select **your school** from the drop down list and click **Create Account**
3. Select **Students** and click **Continue**
4. Select **Grade 11**, click **Continue**
5. Enter your **Provincial Education Number (i.e., OEN)** and **Date of Birth**, click **Continue**
6. Fill out the sign up form and click **Create Account**

## 2. COMPLETE YOUR COURSE SELECTION A to E:

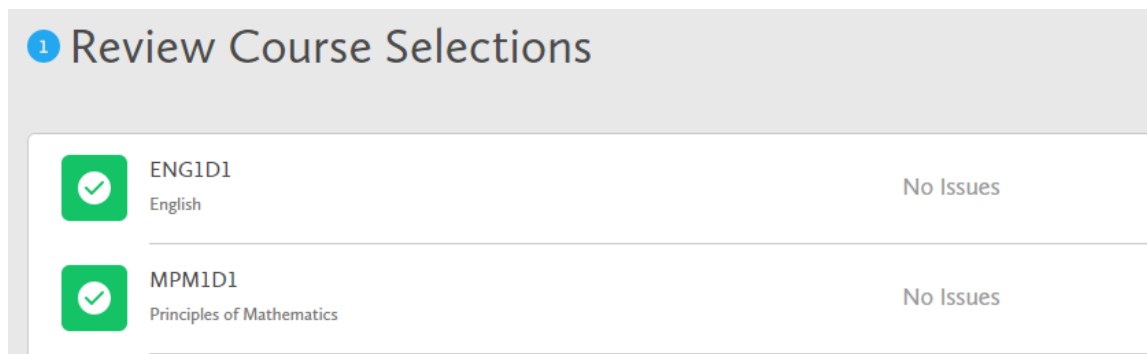
From your **Dashboard**, click on the [Plan Courses](#) button that appears in the **Course Selection** box at the top left

### A) ADD COURSES FOR NEXT YEAR

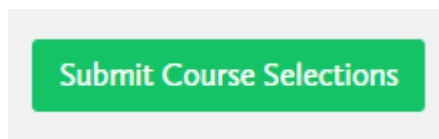
- In High School Planner, click + [\[Course\]](#). Subjects you need to choose from are already listed in grey to remind you what you need to select– just choose the correct level you want, or you can pick a different course in that slot.
- In the **Course Selection and Details** screen, explore the available courses. Click [Add Course to Plan](#) when you find the course you want. Remember to add 8 courses and two alternates (we will consider your selected alternates if we cannot place you in your first two chosen electives).



- B) REVIEW COURSES** – When you are ready to submit your course selections, [click the Review Course Selections](#) button and give your course selection one final look over.




- C) SUBMIT COURSES** – Once you have confirmed that the courses which appear are correct, [click on Submit Course Selections](#).



**D) SUBMIT COURSES** – Once you have carefully reviewed the [Details](#) page to ensure that you are meeting the requirements for the courses you have selected and that the courses that appear are correct, [click on Submit Course Selections](#). Please note that you will not be able to modify your course selections once submitted (unless your guidance counsellor re-allows submission)!


### E) EMAIL PARENT APPROVAL


- Click the blue [Send Approval Email](#) to email your parent/guardian to approve your course selections,
- **YOU MUST HAVE YOUR PARENTS’/GUARDIAN’S EMAIL ADDRESS. YOU CAN SEND IT TO BOTH PARENTS**

 Email your parent/guardian so that they may confirm your selections

---

**1** Step 1  
Add Courses      **2** Step 2  
Review Courses      **3** Step 3  
Submit Courses

[Send Approval Email](#) 

[Resend Approval Email](#) 

**F) IMPORTANT STEP: MAKE SURE THAT YOUR PARENT/S OPEN UP THEIR EMAIL TO APPROVE YOUR COURSE SELECTION. \*\*\*WE NEED THIS STEP TO BE COMPLETED BY A PARENT/GUARDIAN!**

**You are now done.**

## Post Secondary Research & Planning

Complete your post-secondary research **BEFORE** selecting courses.

Visit these valuable sites to assist you:

1. Research careers and post secondary apprenticeship, college, university and workplace opportunities by using my [myBlueprint](http://www.myblueprint.ca). [www.myblueprint.ca](http://www.myblueprint.ca) (see the Post-Secondary Section)
2. Learn about Ontario's colleges and the programs they offer which include certificate, diploma and degree programs. Get to know the prerequisites and requirements needed to apply. [www.ontariocolleges.ca](http://www.ontariocolleges.ca)
3. Explore Ontario's universities and where they are located. Search for your ideal program and find out the information you need to apply, like prerequisites, grade requirements and more. [www.ontariouniversitiesinfo.ca](http://www.ontariouniversitiesinfo.ca)