

# How to Choose Courses for Grade 11

\*These are working copies only—keep for your reference

→ **Circle** the courses you want to take before going to *myBlueprint*.

ALL grade 11 students **must choose 8 courses plus 2 alternates**.

1. **STUDENT CHOOSES FROM THESE:** (*choose one of each course- make sure you have the necessary pre-requisite for the course you choose*)

**ENGLISH**      NBE 3U1 (University)   or   NBE 3UE (Enriched)   or   NBE 3C1 (College)  
or NBE 3E1 (Workplace)   or   ESL (*for new immigrant to the country*)

**MATH**            MCR 3U1 (University)   or   MCR 3UE (Enriched)   or   MCF 3M1 (Mixed)  
or   MBF 3C1 (College)   or   MEL 3E1 (Workplace)

**RELIGION**      HRT 3M1 (Mixed Level )   or   HRF 3O1 (Open)   or   HRT 3MF (Extended French)

**NOTE:** *The Enriched courses are only for those students who completed the Enriched program in Grade 10*

2. **NEXT, STUDENTS CHOOSE COURSES ACCORDING TO THEIR INTERESTS, STRENGTHS & SKILLS**

3. **LASTLY, CHOOSE ELECTIVES** from the list below: You must add **Two** **ALTERNATE** courses in the slots provided in case we cannot schedule your first choices.
4. **NOTE ARTS REQUIREMENT:** If you did not complete an Arts course in Grade 9 or 10, you must take one in Grade 11 to fulfill Graduation requirements
5. **NOTE PHYSICAL EDUCATION REQUIREMENT:** If you did not take a Physical Education course in Grade 9 or 10, you must take one in Grade 11 to fulfill Graduation expectations.

**VISUAL ARTS**

AVI 3M1

**DRAMA**

ADA 3M1

**INSTRUMENTAL MUSIC – BAND**

AMI 3M1

**INSTRUMENTAL MUSIC – STRINGS**

AMS 3M1

**VOCAL MUSIC**

AMV 3M1

**MEDIA ARTS**

ASM 1O1

<b>BUSINESS-ACCOUNTING</b>	BAF 3M1
<b>BUSINESS-ENTREPRENEURSHIP</b>	BD1 3C1
<b>BUSINESS-MARKETING</b>	BMI 3C1
<b>BUSINESS-MARKTING</b>	BMX 3E1(workplace)
<b>COMPUTER STUDIES</b>	ICS 3C1 (college)
<b>COMPUTER STUDIES</b>	ICS 3U1 (university)
<b>GEOGRAPHY-FORCES &amp; NATURE</b>	CGF 3M1
<b>MEDIA STUDIES</b>	EMS 301
<b>HISTORY-AMERICAN</b>	CHA 3U1
<b>HISTORY-WORLD</b>	CHW3M1
<b>LAW</b>	CLU 3M1
<b>PARENTING</b>	HPC 301
<b>ANTHROPOLOGY/PSYCHOLOGY &amp; SOCIOLOGY</b>	HSP 3C1 (college)
<b>ANTHROPOLOGY/PSYCHOLOGY &amp; SOCIOLOGY</b>	HSP 3U1 (university)
<b>PHILOSOPHY</b>	HZB 3M1
<b>LEADERSHIP</b>	GPP 301
<b>LEARNING STRATEGIES (IEP STUDENTS)</b>	GLE301
<b>HEALTH &amp; PHYSICAL EDUCATION</b>	PPL3OV (girls)
<b>HEALTH &amp; PHYSICAL EDUCATION</b>	PPL3OU (boys)
<b>PHYSICAL EDUCATION STICK SPORTS</b>	PAL 301
<b>SOCIAL EMOTIONAL LEARNING &amp; MINDFULNESS</b>	IDC 301
<b>FRENCH-CORE</b>	FSF 3U1
<b>FRENCH-EXTENDED</b>	FEF 3U1
<b>ITALIAN</b>	LWI CD1
<b>SPANISH</b>	LWS CD1
<b>COOPERATIVE EDUCATION</b>	COP 2x2 (2 credit coop)
<b>COOPERATIVE EDUCATION</b>	COP 4x2 (4 credit coop)
<b>PHILOSOPHY: THE BIG QUESTIONS</b>	HZB 3M1
<b>SCIENCE –BIOLOGY</b>	SBI 3C1 (college)
<b>SCIENCE –BIOLOGY</b>	SBI 3U1 (university)
<b>SCIENCE –CHEMISTRY</b>	SCH 4C1 (college)
<b>SCIENCE –CHEMISTRY</b>	SCH 3U1 (university)
<b>SCIENCE –PHYSICS</b>	SPH 4C1 (college)
<b>SCIENCE –PHYSICS</b>	SPH 4U1 (physics)
<b>SCIENCE-ENVIRONMENTAL</b>	SVN3EI (workplace)
<b>CONSTRUCTION WOODWORK</b>	TCJ3C1
<b>VIDEO GRAPHICS/ANIMATION</b>	TGJ3M1
<b>HAIRSTYLING/AESTHETICS</b>	TXJ3E1

**NOTE: IF YOU FAILED A COURSE IN GRADE 9 or GRADE 10 YOU MUST GO TO SUMMER SCHOOL. IF YOU DO NOT GO, THEN YOU WILL LOSE AN ELECTIVE FROM THE ABOVE LIST, AND MUST ADD ANY REQUIRED COURSE/S THAT YOU DID NOT PASS.**

➔ **myBlueprint will open on Monday, February 22 & close on Friday, March 5.** In the meantime, start adding your courses. Make sure you talk to your parents/teachers and to your guidance counsellor **Ms. Pizzonia** at [cianfaa@tcdsb.org](mailto:cianfaa@tcdsb.org) if you have a question.

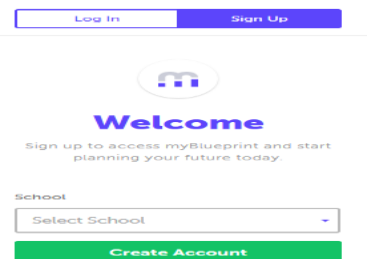
# NOW

LOG INTO *myBlueprint* using your school login:

1.

## EXISTING USER

1. Visit [www.myBlueprint.ca/tcdsb](http://www.myBlueprint.ca/tcdsb)
2. Scroll down to School Account Login
3. Enter your TCDSB account and password, click **Login**

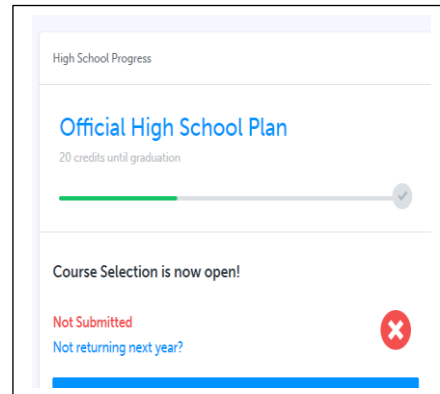


## NEW USER?

1. Visit [www.myBlueprint.ca/tcdsb](http://www.myBlueprint.ca/tcdsb)
2. Select **your school** from the drop down list and click **Create Account**
3. Select **Students** and click **Continue**
4. Select **Grade 11**, click **Continue**
5. Enter your **Provincial Education Number (i.e., OEN)** and **Date of Birth**, click **Continue**
6. Fill out the sign up form and click **Create Account**

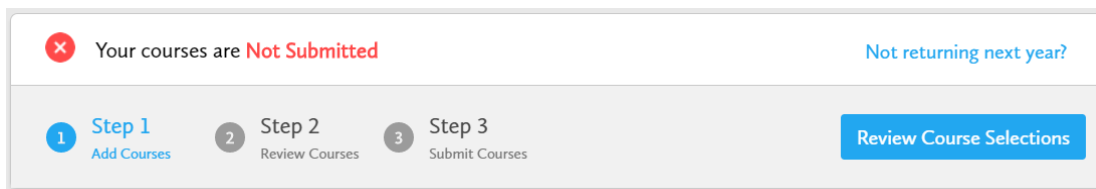
## 2. COMPLETE YOUR COURSE SELECTION A to F:

From your **Dashboard**, click on the [Plan Courses](#) button that appears in the **Course Selection** box at the top left



### A) ADD COURSES FOR NEXT YEAR

- In High School Planner, click + [\[Course\]](#). Subjects you need to choose from are already listed in grey to remind you what you need to select– just choose the correct level you want, or you can pick a different course in that slot.
- In the **Course Selection and Details** screen, explore the available courses. Click **Add Course to Plan** when you find the course you want. Remember to add 8 courses and two alternates (we will consider your selected alternates if we cannot place you in your first two chosen electives).



**B) REVIEW COURSES** – When you are ready to submit your course selections, [click the Review Course Selections](#) button and give your course selection one final look over.



C) **SUBMIT COURSES** – Once you have confirmed that the courses which appear are correct, [click on \*Submit Course Selections\*](#).

A green rectangular button with the text "Submit Course Selections" in white.

D) **SUBMIT COURSES** – Once you have carefully reviewed the [Details](#) page to ensure that you are meeting the requirements for the courses you have selected and that the courses that appear are correct, [click on \*Submit Course Selections\*](#). Please note that you will not be able to modify your course selections once submitted (unless your guidance counsellor re-allows submission)!

A blue circle with a white exclamation mark.

Email your parent/guardian so that they may confirm your selections

**1** Step 1  
Add Courses

**2** Step 2  
Review Courses

**3** Step 3  
Submit Courses

Send Approval Email



## E) EMAIL PARENT APPROVAL

- Click the blue [Send Approval Email](#) to email your parent/guardian to approve your course selections,
- **YOU MUST HAVE YOUR PARENTS’/GUARDIAN’S EMAIL ADDRESS.  
YOU CAN SEND IT TO BOTH PARENTS**

Resend Approval Email



F) **IMPORTANT STEP: MAKE SURE THAT YOUR PARENT/S OPEN UP THEIR EMAIL TO APPROVE YOUR COURSE SELECTIONS.**

**\*\*\*WE NEED THIS STEP TO BE COMPLETED BY A PARENT/GUARDIAN!**

**You are now done.**

## **Post Secondary Research & Planning**

→Complete your post-secondary research **BEFORE** selecting courses.

Visit these valuable sites to assist you:

1. Research careers and post secondary apprenticeship, college, university and workplace opportunities by using my **myBlueprint**. [www.myblueprint.ca](http://www.myblueprint.ca) (see the Post-Secondary Section)
2. If you are interested in an **Apprenticeship Program**, take the time to explore the trade of your interest and the pathway needed in order to become a future apprentice. Explore trades in automotive, plumbing, electrical, baking, child youth worker etc. In Grade 12, you have an opportunity to apply to the **Ontario Youth Apprenticeship Program (OYAP)** which will take place in Semester 2 of Grade 12. Research [www.oyaptcdsb.ca](http://www.oyaptcdsb.ca) for more information.
3. Learn about Ontario's colleges and the programs they offer which include certificate, diploma and degree programs. Get to know the prerequisites and requirements needed to apply. [www.ontariocolleges.ca](http://www.ontariocolleges.ca)

4. Explore Ontario's universities and where they are located. Search for your ideal program and find out the information you need to apply, like prerequisites, grade requirements and more.  
[www.ontariouniversitiesinfo.ca](http://www.ontariouniversitiesinfo.ca)

5. **Consider a SHSM (Specialized High Skills Major)** Allows students to customize their high school interests to suit their interests and talents. Gain career-relevant training, certifications and sector recognized certifications. Specialty focus available in **Business or Health & Wellness**. For more information visit our school website:

<https://www.tcdsb.org/SCHOOLS/MSGRPERCYJOHNSON/Pages/default.aspx>

→ Click on “Academics

→ Click on “SHSM-Specialist High Skills Major”

If you have further questions please email your guidance counsellor or the SHSM teacher lead:

Business SHSM Teacher Lead:

Ms. D’Addio: [adelina.daddio@tcdsb.org](mailto:adelina.daddio@tcdsb.org)

Health & Wellness SHSM Teacher Lead:

Ms. Newton: [lynn.newton@tcdsb.org](mailto:lynn.newton@tcdsb.org)

\*\*\*If you are interested in joining the SHSM program, 1) on your **myBlueprint** high school planner complete the **SHSM Planner** and indicate your SHSM Specialty area of interest.

